

6312 SERIES 1.25mm DIP ZIF FFC/FPC Connectors

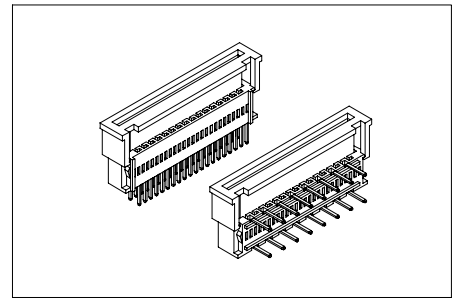
Specifications/技术参数:

Electrical/电气特性:

Current Rating (额定电流): 0.5A
 Voltage Rating (额定电压): 50V
 Withstand Voltage (耐压值): 500VAC for one minute
 Contact Resistance (接触电阻): 30mΩ max
 Insulation Resistance (绝缘电阻): 500MΩ min
 Operating Temperature (工作温度): -25°C ~ +85°C

Physical/物理特性:

Insulator (塑胶本体): P.B.T +30% Glass Fiber
 Flammability Rating (防火等级): UL 94V-0
 Contacts (接触件): Phosphor Bronze
 Contacts plating (接触件电镀): Tin-plated

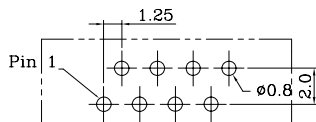
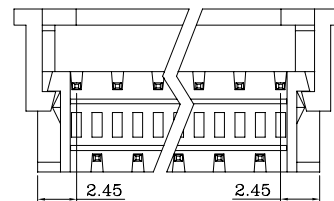
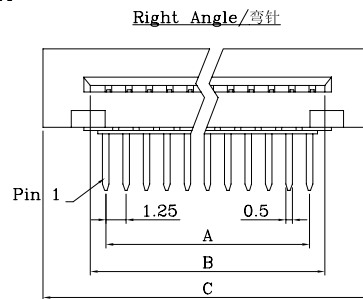
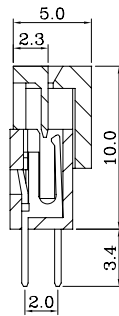
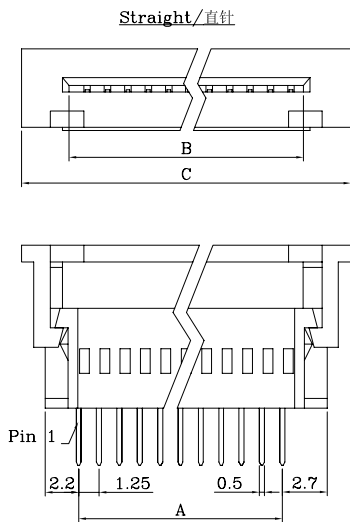


Dimension/尺寸: mm

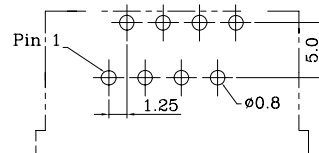
$$A = 1.25 * \text{No. of Positions} - 1.25$$

$$B = 1.25 * \text{No. of Positions} + 1.45$$

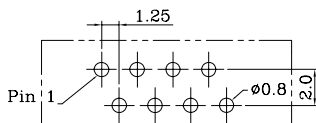
$$C = 1.25 * \text{No. of Positions} + 5.80$$



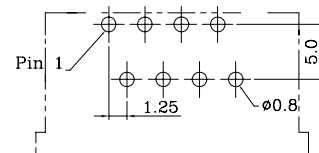
PCB LAYOUT (TYPE-A)
线路板布局图 (正脚位)



PCB LAYOUT (TYPE-A)
线路板布局图 (正脚位)

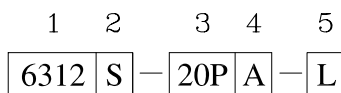


PCB LAYOUT (TYPE-B)
线路板布局图 (反脚位)



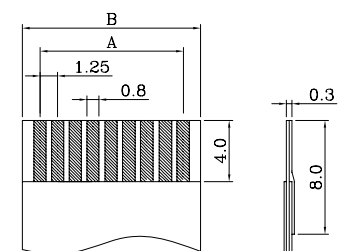
PCB LAYOUT (TYPE-B)
线路板布局图 (反脚位)

Ordering Code/订购型号:



1. Series No./系列号: 6312
2. PCB Mount Type/安装类型:
S = Straight (直插)
R = Right Angle (弯插)
3. Poles/位数:
03P ~ 32P

4. PCB Mount Style/安装方式:
A = Type-A (正脚位)
B = Type-B (反脚位)
5. Options/选项:
L = With Lock (带锁扣)



Applicable FFC
适用的FFC线